

# International Gas Turbine Congress 2015 Tokyo

---



## Exhibitor Manual

Exhibition Dates: November 16(Mon)-19(Thu)

Venue: TORANOMON HILLS FORUM



## 1. General Information

### Outline

- Name International Gas Turbine Congress 2015 Tokyo Exhibition
- Venue TORANOMON HILLS FORUM
- Date 2015.11.16 (Mon.) -19 (Thu.) 9:00-17:00  
\*Note: Open from 12:00 on 16 (Mon.), Closed at 14:00 on 19 (Thu.)
- Move-in 2015.11.15 (Sun.) 14:00-18:00 (Tentative)
- Move-out 2015.11.19 (Thu.) 14:00-18:00 (Tentative)
- Organized by Gas Turbine Society of Japan
- Entry Fee Free
- Collaborating Societies
  - ASME/IGTI, CAS/IET, CAS/SARI, ETN, IMechE, KSFM, KSME, VDI, UIT
  - Japan Society of Energy and Resources, The Visualization Society of Japan
  - Thermal and Nuclear Power Engineering Society
  - Japan Society for the Promotion of Machine Industry
  - The Society of Instrument and Control Engineers
  - Advanced Cogeneration and Energy Utilization Center Japan
  - Society of Automotive Engineers of Japan, Inc., Smart Processing Society for Materials
  - Environment & Energy, Turbomachinery Society of Japan
  - The Institute of Electrical Engineers of Japan, International Electric Research Exchange
  - The Federation of Electric Power Companies of Japan
  - Institute for Liquid Atomization and Spray Systems -Japan, The Japan Institute of Energy
  - The Japan Gas Association, The Japan Society of Mechanical Engineers
  - The Japan Institute of Metals, The Society of Japanese Aerospace Companies
  - The Japan Society for Aeronautical and Space Sciences
  - Japanese Aero Engines Corporation, Japan Aeronautical Engineers' Association
  - The Society of Materials Science, Japan., The Ceramic Society of Japan
  - The Iron and Steel Institute of Japan, The Japan Electrical Manufacturers' Association
  - The Heat Transfer Society of Japan, Japanese Society of Tribologists
  - Japan Internal Combustion Engine Federation, Nippon Engine Generator Association
  - Combustion Society of Japan, The Japanese Society for Non-destructive Inspection
  - The Japanese Society for Quality Control, Japan Fine Ceramics Association
  - Japan Wind Energy Association, The Japan Institute of Marine Engineering
  - Japan Land Engine Manufacturers Association, The Japan Society of Fluid Mechanics
  - Japan Society of Corrosion Engineering, Japan Welding Society



## Schedule of Submission Documents

8th Jul.	Exhibitor Briefing	5F, Toranomom Hills Forum
7th Sept.	Application No.1	Exhibit Content
28th Sept.	Application No.2	Exhibit Product Details
28th Sept.	Application No.3	Booth Works Confirmation
28th Sept.	Application No.4	Additional Electrical Work Application
28th Sept.	Application No.5	Move-in, Move-out & Exhibitors Name Badge Application
28th Sept.	Application No.6	Additional Booth Decoration
28th Sept.	Application No.6_a	Additional Booth Decoration(Details)
28th Sept.	Application No.7	Rental Equipment Application

## Schedule

※Please refer to application form file(ppt data)

	11.15 (Sun.)	11.16 (Mon.)	11.17 (Tue.)	11.18 (Wed.)	11.19 (Thu.)
8 : 00	Secretariat build	Exhibitor Set Up	Exhibitor Set Up	Exhibitor Set Up	Exhibitor Set Up
9 : 00					
10 : 00					
11 : 00					
12 : 00		Exhibition open	Exhibition open	Exhibition open	Exhibition open
13 : 00					
14 : 00					
15 : 00	Exhibitor Move-in/SetUp				Exhibitor Move-out
16 : 00					
17 : 00					
18 : 00					
19 : 00					Secretariat tear down
20 : 00					
21 : 00					
22 : 00					
23 : 00					
24 : 00					



**Move-in/ Move-out 1**

<b>Move-in</b> This period includes setup of exhibit products.	11.15 (Sun.)	14:00-18:00
	11.16 (Mon.)	08:00-11:00
<b>Exhibit Dates/ Hours</b>	11.16 (Mon.)	12:00-18:00
	11.17(Tue.)	10:00-18:00
	11.18(Wed.)	10:00-18:00
	11.19(Thu.)	10:00-14:00
<b>Move-out</b>	11.19 (Thu.)	14:00-18:00

■ Vehicle Move-in/Move-out

Only vehicles that have previously been registered will be allowed to enter the site.  
Please complete required items on Application Document (5)

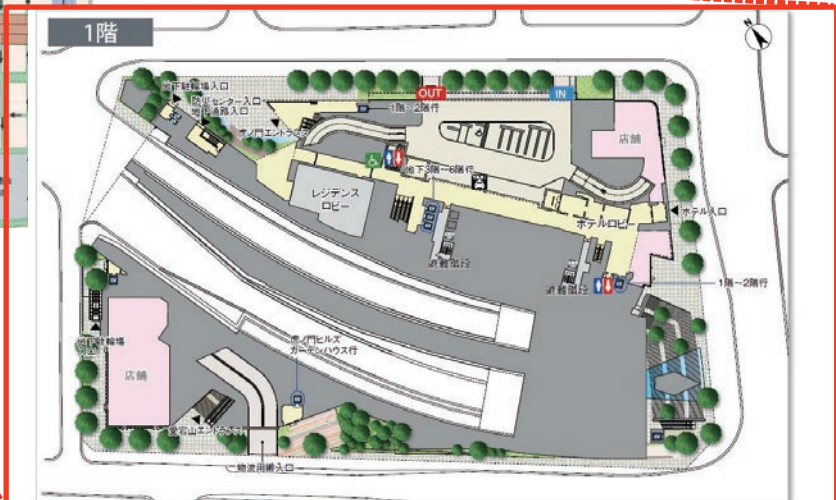
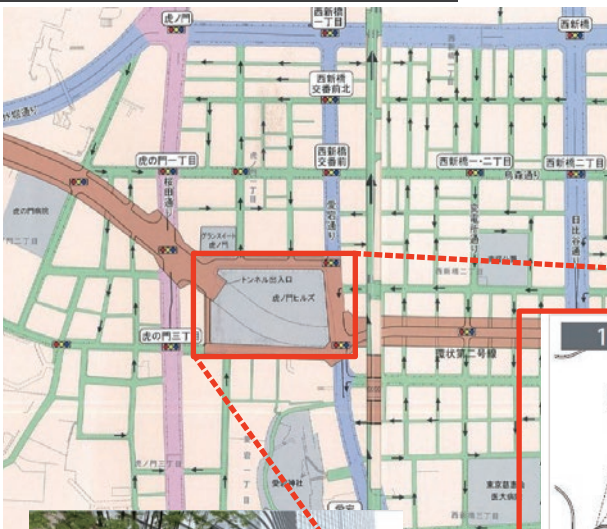
"Move-in, Move-out & Exhibitors Name Badge Application" and submit it to the exhibition official Booth Installation Contractor without fail.

Please complete your move-in activities during assigned hours and remove your vehicle after unloading.

Service yard is available for 15 min. per exhibitor.

**Access to Service yard**

"Toranomom san-chome" crossing of "Sakurada St." to Toranomom Hills district,  
Please enter at the left turn to the "logistics entrance" of Toranomom Hills.

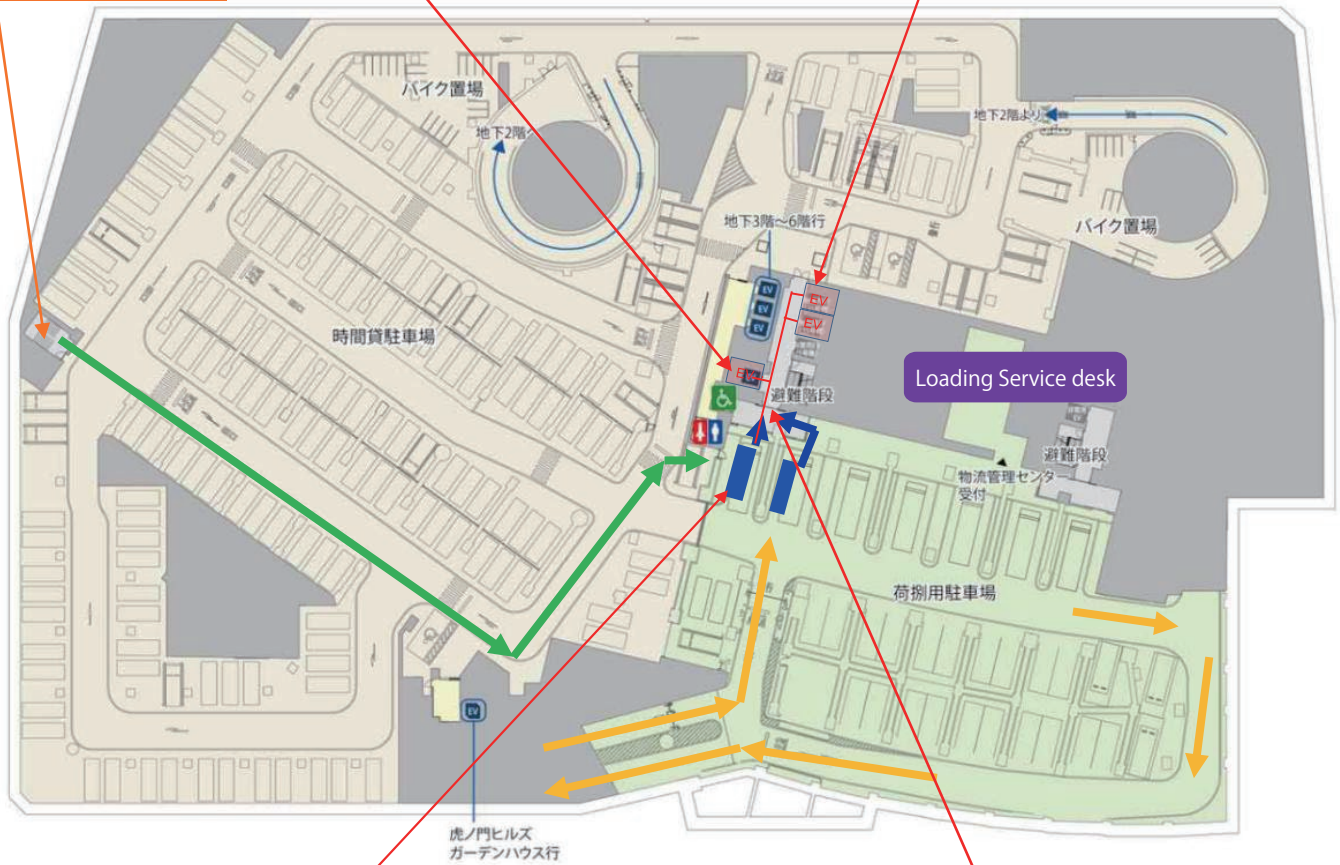


## Loading floor B3F Map

Service ELV No.44	
Car Size	W2,300xD1,500xH2,800mm Maximum Height 3,900mm
Door Size	W1,800xH2,500mm
Load capacity	3,000Kg

Service ELV No.35, 36	
Car Size	W1,800xD2,030xH3,000mm Maximum Height H3,900mm
Door Size	W1,300xH2,600mm
Load capacity	1,800Kg

### Staff Route

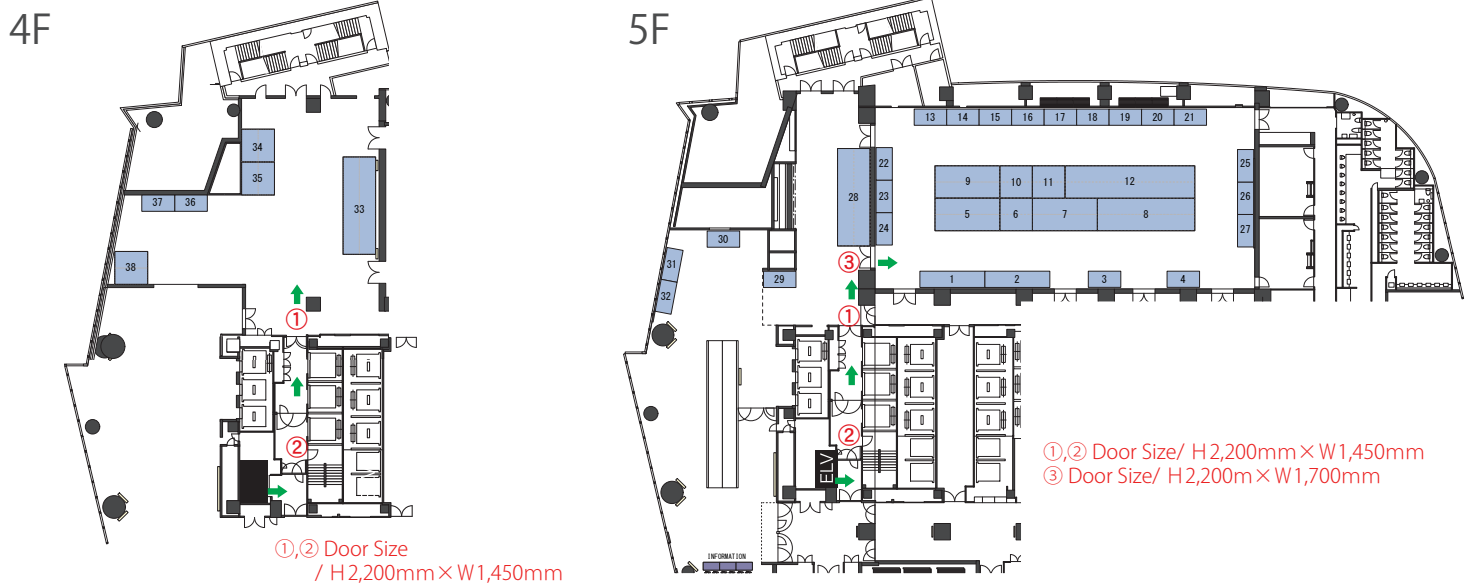


Acceptable Vehicles	
Load capacity	Up to 4.0t
Vehicle Height	Up to 3.8m
Vehicle Length	Up to 8.4m
Vehicle Width	Up to 2.4m

Minimum Size on route to the venue	
Door Height	2,300 mm
Door Width	1,450 mm



## Venue floor



### Note

In the case of incidents such as damage or theft, the event organizer and management cannot take responsibility. It is each exhibitors responsibility to control exhibited items and keep them safe. Exhibitors are asked to exercise due caution.

## Move-in/Move-out using Courier Service

1. We accept delivery of your items. Please make sure the items are scheduled to arrive on November 15th. Note: Packages arriving at the exhibition hall before 11.15 (Sun.) will not be accepted.

### Ship To

Event: International Gas Turbine Congress 2015 Tokyo  
 Venue: Toranomon Hills Forum 5F  
 Address: 23-3 Toranomon 1 cho-me, Minatoku, Tokyo 105-6305 JAPAN  
 Tel: +81-3-6406-6226

\*Please add the information below

- |  |                                |                      |
|--|--------------------------------|----------------------|
| 1. Exhibitor Name                        | 2. Contact Person              | 3. On-Site Recipient |
| 4. Booth Number                          | 5. Contact Mobile Phone Number |                      |
| 6. On-Site Recipient Mobile Phone Number |                                |                      |

### 3. Move-out

Secretariat can provide Yamato courier service (Domestic and COD only) during move-out on 11.19 (Thu.)

\*Shipping will be next day.

\*Please use your own packaging.

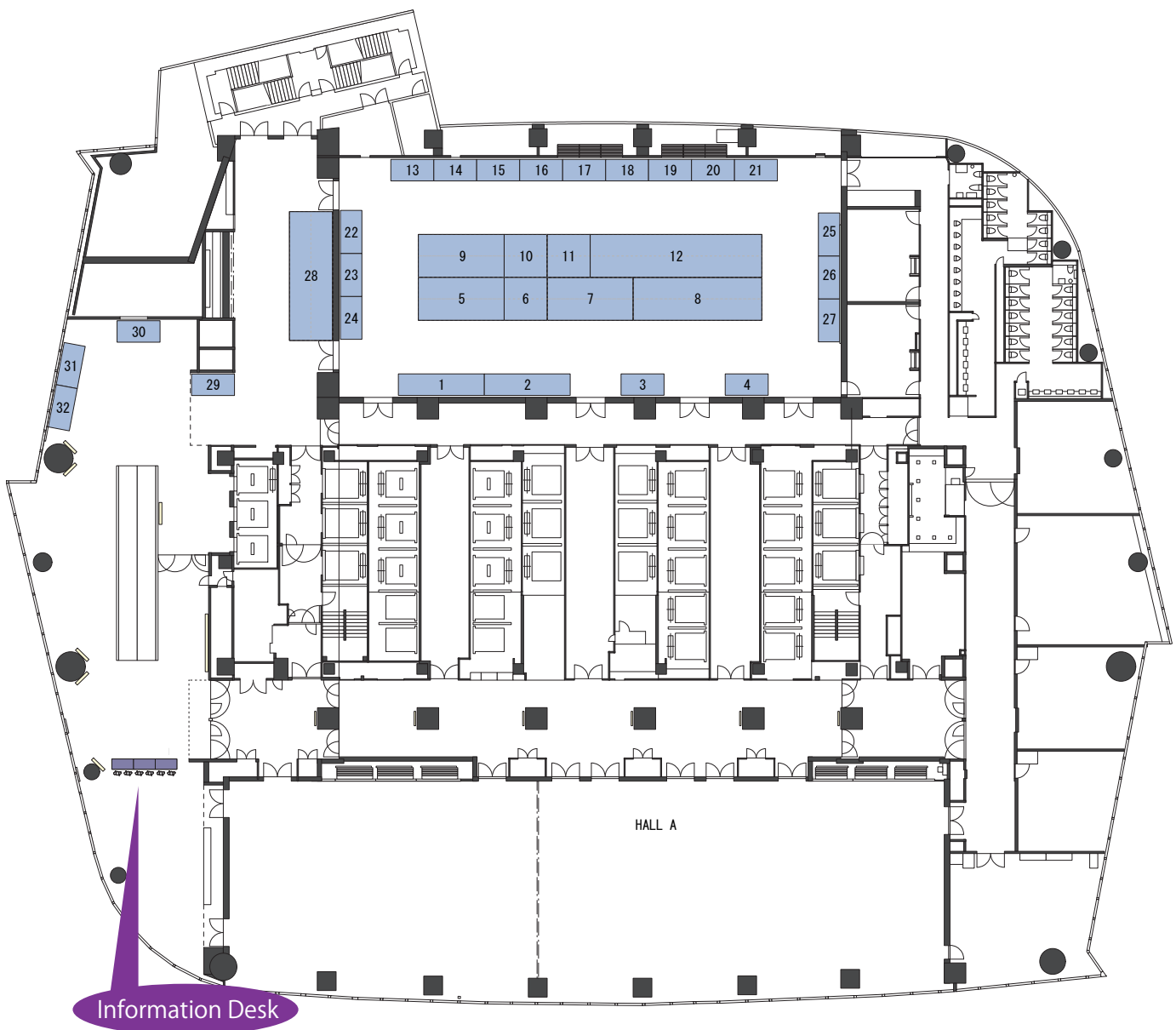


## Exhibitor Badges

Badges are only for the use of exhibitor staff running the exhibitor's booth display. Please always wear your exhibitor badge when on site.

Please fill in the desired number of badges in Application Document (5) "**Move-in, Move-out & Exhibitors Name Badge Application**" and submit it to designated contact.

Badges can be obtained from the information counter starting on product installation day.



## Access



Toranomon Hills 5F

23 Toranomon 1 cho-me, Minatoku, Tokyo

<http://forum.academyhills.com/toranomon/access/index.html>

### PUBLIC TRANSPORT

#### Metro

Ginza Line Toranomon station 5 minute walk via exit 1

Hibiya Line Kamiyacho station 6 minute walk via exit 3

Chiyoda/Marunouchi/Hibiya Lines Kasumigaseki station

8 minute walk via exit A12

Mita Line Uchisaiwaicho station 8 minute walk via exit A3

#### JR

11 minute walk from Shinbashi station







**Exhibitor List**

**5F**

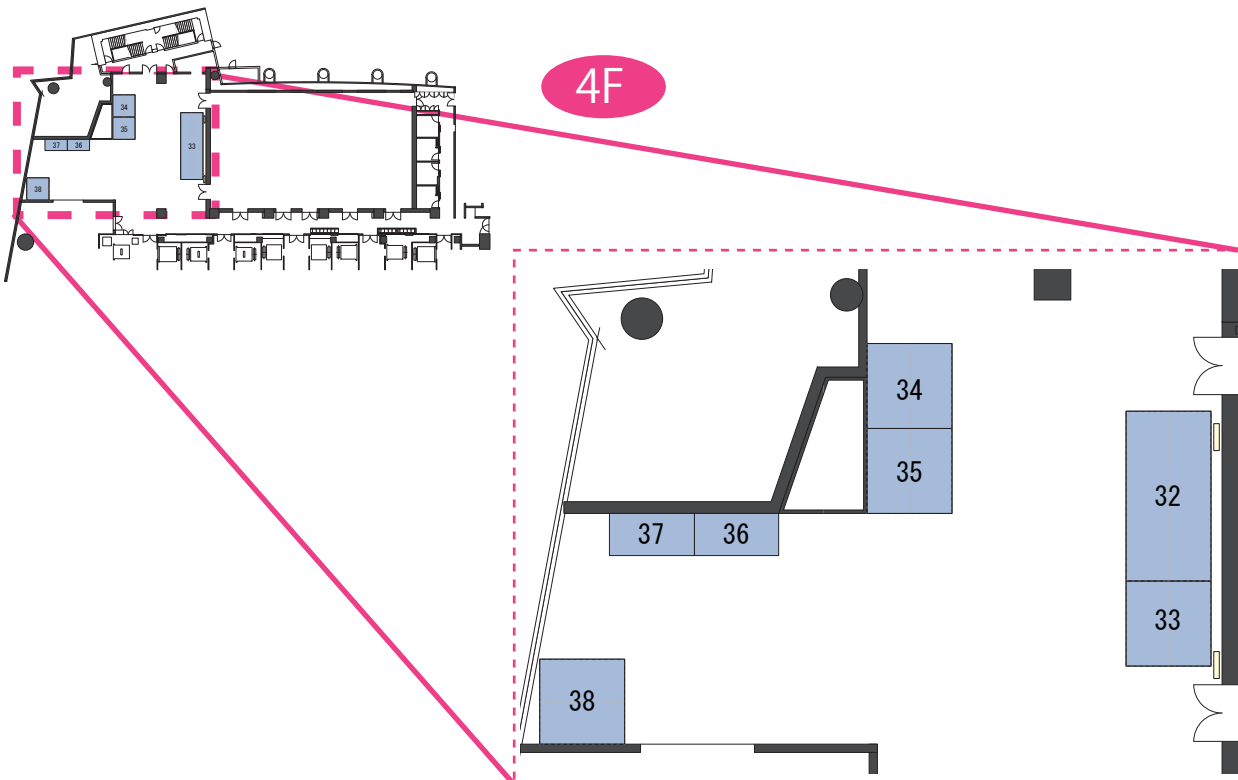
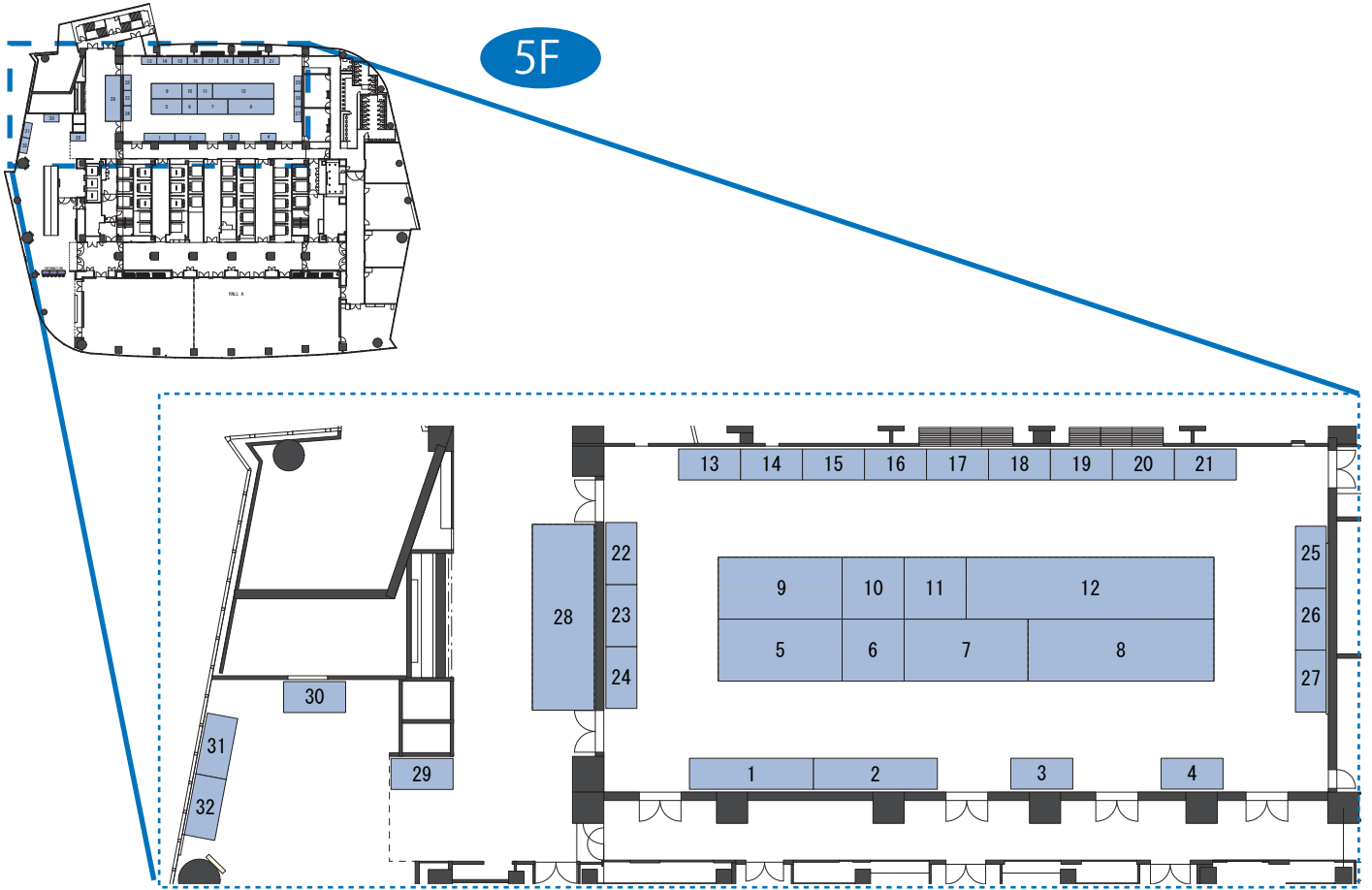
Booth No.	Exhibitor
1	The Japan Aerospace Exploration Agency
2	OHTE GIKEN, INC.
3	National Institute of Advanced Industrial Science and Technology
4	Spraying Systems Co., Japan
5	TOMINAGA & CO.,LTD.
6	TOMINAGA & CO.,LTD. Osaka Branch
7	General Electric Company
8	Kawasaki Heavy Industries, Ltd.
9	Honda R&D Co.,Ltd. Aircraft Engine R&D Center
10	Japanese Aero Engines Corporation
11	Mitsubishi Heavy Industries, Ltd.
12	MITSUBISHI HITACHI POWER SYSTEMS,LTD.
13	ASME-IGTI
14	HODEN SEIMITSU KAKO KENKYUSHO CO.,LTD.
15	Fuji Technical Research Inc.
16	NewtonWorks Corporation
17	CONCURRENT Nippon Corporation
18	Sumitomo Precision Products CO.,LTD.
19	UEMURA GIKEN Col, Ltd.

Booth No.	Exhibitor
20	Tasco Corporation / Rochem Technical Services
21	SANKYO International Corporation
22	SHINWA CORPORATION
23	Daiichi System Engineering Co., Ltd.
24	CD-adapco
25	NUMECA Japan Co., Ltd.
26	HAYNES INTERNATIONAL, Inc.
27	DANTEC Dynamics
28	IHI Corporation
29	B&B - AGEMA GmbH
30	Metal Technology Co. Ltd.
31	MARUYAMA EXCELL Co., Ltd
32	Maruwa Electronic Incorporated

**4F**

33	TOSHIBA CORPORATION
34	SINTOKOGIO, LTD.
35	KIGUCHI TECHNICS INC.
36	Fuji Techno Industries Corporation
37	NIPPON MUKI CO., LTD.
38	AIKOKU ALPHA CORPORATION

## Floor Map

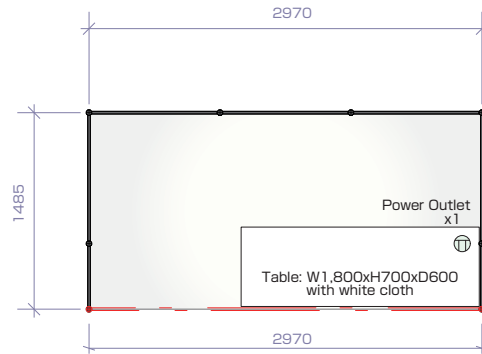





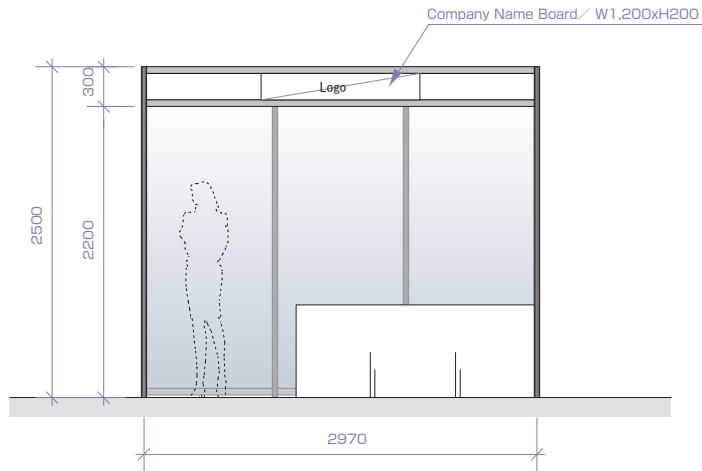
## 4.5m<sup>2</sup> Booth

W2,970×D1,485×H2,500

### Floor



### Elevation



Item	Specification	Qty.
Company Name Board	W1,200×H200	1
Table	W1,800×H700×D600 with white cloth	1
Power outlet	2 port (100V/0.5KW)	1
Chair	Foldable Chair	2

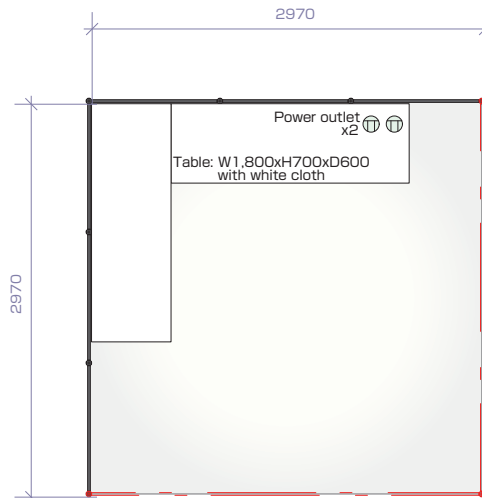
※Table Weight Capacity: Up to 25kg




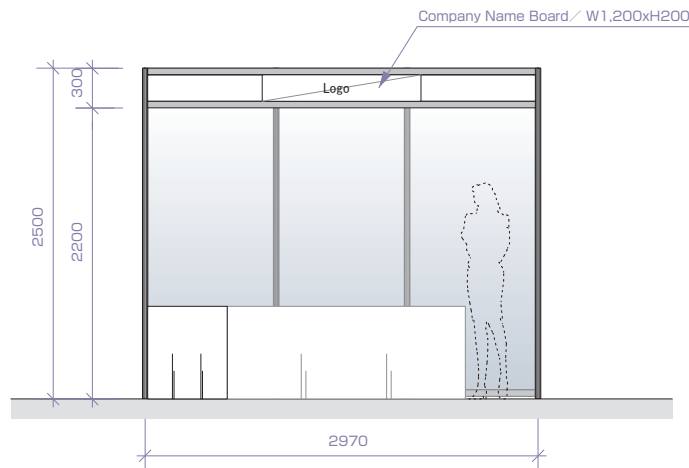
## 9m<sup>2</sup> Booth

W2,970×D2,970×H2,500

### Floor



### Elevation


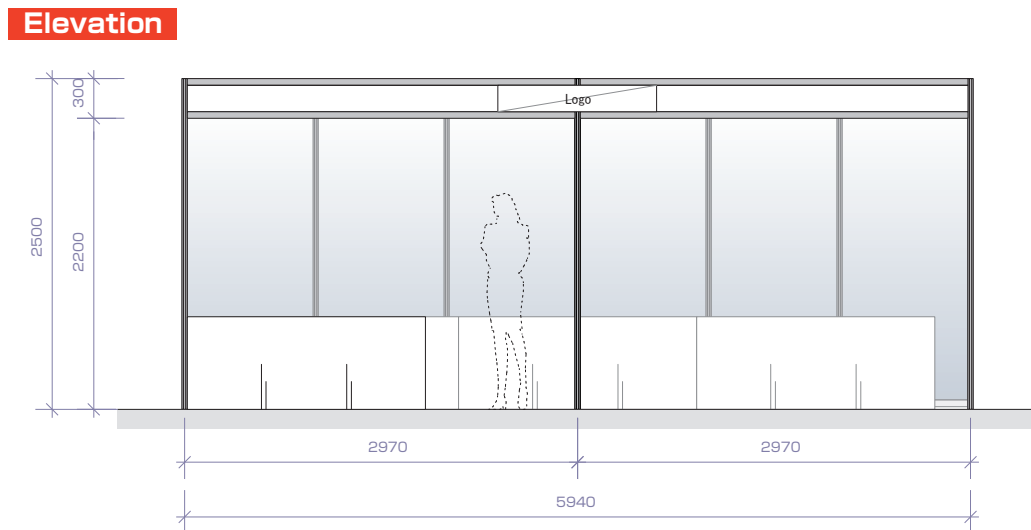


Item	Specification	Qty.
Company Name Board	W1,200xH200	1
Table	W1,800xH700xD600 with white cloth	2
Power outlet	2 port (100V/0.5KW)	2
Chair	Foldable Chair	2

※Table Weight Capacity: Up to 25kg

## 18m<sup>2</sup> Booth

W5,940 × D2,970 × H2,500



Item	Specification	Qty.
Company Name Board	W1,200×H200	1
Table	W1,800×H700×D600 with white cloth	4
Power outlet	2 port (100V/0.5KW)	4
Chair	Foldable Chair	2

※Table Weight Capacity: Up to 25kg



## Regulations

- No displays, signs or materials can protrude outside the booth framework. Also, equipment and displays cannot be placed or set up in aisles.
  
- Basic Package Booth: Booth components are all rented material.
  - ※Use of nails or screws in the system panels is not allowed.  
For decorating panels, please use means that do not leave marks on the panels such as light sticking double-sided tapes, Velcro tapes, or hanging chains. Paper-based two-sided tape is prohibited.
  - ※Velcro will be provided if needed.
  - ※Height restriction: Up to 2.5m.
  
- Additional Booth decoration work  
Be sure to submit the Application Document (3) "**Booth Works Confirmation**" and Booth Drawing (floor drawing, 3D drawing, etc.) to the Exhibition Construction Secretariat, Accost Corporation by Monday September 28, 2015.
  
- Venue Floor Condition  
The Floor face is an existing carpet. For the exhibits or decoration material which are heavy load with caster or, the necessity of putting other carpet in the booth, please place concrete panel on the floor. Please contact us in advance, if you plan to bring exhibit material which is over 2.5m in height.  
\*Anchor bolt installation work is not permitted.  
\*Using construction machinery is not permitted.

The venue floor overall load capacity	
Hall	<b>800kg/m<sup>2</sup></b>
Foyer / Lobby	<b>500kg/m<sup>2</sup></b>

- It is forbidden to perform the alterations of or direct work on exhibition hall facilities and equipment such as floors, ceilings, beams, sashes, doors, dividers, glass, ducts, water inlets and outlets, piping, wiring, illuminations and electric panels, etc

If for any reason the exhibitor damages or defaces any exhibition hall facilities, equipment or installations, or the property of any other exhibitors, the exhibitor will be solely responsible for reparations for such damage.



**Electrical Work**

■ Electrical Supply

Single Phase	100/200v	50Hz
Triple Phase	200v	50Hz

■ Basic Package Booth includes;

4.5㎡ Booth ( W2,970×D1,485×H2,500)	100V 500W 1Parallel 2-port outlet x1
9㎡ Booth ( W2,970×D2,970×H2,500)	100V 500W 1Parallel 2-port outlet x2
18㎡ Booth ( W5,940×D2,970×H2,500)	100V 500W 1Parallel 2-port outlet x4

Be sure to submit the Application Document (4) "Additional Electrical Work Application" with the location of power outlet, on request we will install a power outlet in the booth.

■ Period of Electric Power Supply

The electrical supply is scheduled to start on Sunday November 15 at around 14:00 to 15:00, and will continue through Thursday November 19 until 30 minutes after the exhibition closes.

■ Primary Power Installation

Exhibitors and electric work vendors who require additional electrical power supplies are asked to fill out Application Document (4) "Additional Electrical Work Application", and submit it to the Exhibition Construction Secretariat Accost Corporation.

■ Secondary Electrical work

All electrical fixture installations (outlets, spotlights, etc) from that point on are the responsibility of the exhibitor.

The exhibitor who wishes to install wiring and fixtures within their booth should fill out Application Document (4) "Additional Electrical Work Application", and submit it to the Exhibition Construction Secretariat Accost Corporation.



Contact

IGTC 2015 Exhibition Secretariat (c/o e-side, inc.)

PIC: Kana Ohta, Scott Macdonald

TEL: 81 - 3 - 6435 - 8789

FAX: 81 - 3 - 6435 - 8790

e-mail : [igtc2015-office@e-side.co.jp](mailto:igtc2015-office@e-side.co.jp)

Booth Installation Contractor (c/o accost corporation)

PIC: Yayoi Umezaki

TEL: 81 - 3 - 5259 - 0030

FAX: 81 - 3 - 5259 - 7972

e-mail : [exhibition-igtc2015@accost.co.jp](mailto:exhibition-igtc2015@accost.co.jp)